


Learning The Food Groups Memory Card Game - Fruit Group




Visit www.ChefSolus.com for Free [online nutrition games](#), healthy interactive tools, [food group worksheets](#) and activities, recipes and tips!

Copyright © Nourish Interactive, All Rights Reserved



Learning The Food Groups Memory Card Game - Fruit Group




Visit www.ChefSolus.com for Free [online nutrition games](#), healthy interactive tools, [food group worksheets](#) and activities, recipes and tips!

Copyright © Nourish Interactive, All Rights Reserved



Learning The Food Groups Memory Card Game - Fruit Group




Visit www.ChefSolus.com for Free [online nutrition games](#), healthy interactive tools, [food group worksheets](#) and activities, recipes and tips!

Copyright © Nourish Interactive, All Rights Reserved



Learning The Food Groups Memory Card Game - Fruit Group



Visit www.ChefSolus.com for Free [online nutrition games](#), healthy interactive tools, [food group worksheets](#) and activities, recipes and tips!

Copyright © Nourish Interactive, All Rights Reserved



Learning The Food Groups Memory Card Game - Fruit Group



Game Set-up:

Cut out all the food cards.

To help the cards last longer, glue them to construction paper, sized to be slightly larger than the food cards.

Paper and pencil to write down score.

Optional: laminate cards

Game Directions:

Mix the cards up.

Lay the cards down on a flat surface face down. Each player takes a turn flipping two cards to see if they get a match or not. If they find a match they must remove the two cards from the game. The player with the matched cards will get one point and also will have a chance to go again. If a players' two cards do not match they must turn the cards back over and it is the next players' turn.

You can use one food group or mix them with other food group cards, see the printable's page for more food group memory game print outs.

Winning:

The player with the most points wins the game. You can also play Memory Tournament by setting a winning score, for example 25 points. The player who reaches 25 points first wins.

Flash Cards:

A alternative way to use these cards can be as flash cards for younger children. Flash cards are a fun way for children to see the food and read the name of the food item. They can start to learn about the different food groups and the different types of foods that belong to certain food groups.